

LED Downlight Leto



APPLICATIONS

- Retail Store
- Restaurant
- Residence
- Hotel
- Office

SPECIFICATION

| EAN | Item Description | Power (W) | Lumen (LM) | Efficacy (lm/W) | Input Current (mA) | CCT (K) | CRI | Equivalent (W) | Lifespan L80B10 |
|---------------|--|-----------|------------|-----------------|--------------------|---------|-----|----------------|-----------------|
| 8719157050654 | LED Downlight Leto 8W 930 Cutout Ø115mm | 8 | 960 | 120 | 70 | 3000 | 90 | 8 | 50,000hrs |
| 8719157050661 | LED Downlight Leto 8W 940 Cutout Ø115mm | 8 | 960 | 120 | 70 | 4000 | 90 | 8 | 50,000hrs |
| 8719157050678 | LED Downlight Leto 12W 930 Cutout Ø140mm | 12 | 1440 | 120 | 90 | 3000 | 90 | 12 | 50,000hrs |
| 8719157050685 | LED Downlight Leto 12W 940 Cutout Ø140mm | 12 | 1440 | 120 | 90 | 4000 | 90 | 12 | 50,000hrs |
| 8719157050692 | LED Downlight Leto 15W 930 Cutout Ø180mm | 15 | 1800 | 120 | 90 | 3000 | 90 | 15 | 50,000hrs |
| 8719157050708 | LED Downlight Leto 15W 940 Cutout Ø180mm | 15 | 1800 | 120 | 90 | 4000 | 90 | 15 | 50,000hrs |

| Technical Specifications | |
|----------------------------|--------------|
| Dimmable | Non Dimmable |
| Beam Angle | 70° |
| IP | IP20 |
| IK | IK04 |
| Protection Class | Class II |
| Integrated Driver (Yes/No) | No |
| Glow Wire Test | 650° |
| Driver Built in (Yes/No) | No |
| Electrical Supply | |
| Frequency (Hz) | 50/60 |
| Voltage (V) | 220-240 |
| AC/DC | AC |
| Power Factor | 0.9 |
| Displacement Factor | 0.9 |

| Mechanical Properties | |
|--------------------------|---------------------------------|
| Housing Material | Aluminium |
| Reflector | Aluminium |
| Diffuser | PMMA |
| Physical Characteristics | |
| Diameter (mm) | 8W:ø120mm 12W:ø140mm 15W:ø180mm |
| Application | |
| Operating Temperature | -20°C~+40°C |
| Certifications | |
| Lamp Certifications | CE/RoHs |

PACKAGING INFORMATION

| EAN | Item Description | Box 1 item Dimension (mm) (LxWxH) | Weight (g) | Masterbox Units per masterbox | Dimension (mm) (LxWxH) | Weight (kg) |
|---------------|--|-----------------------------------|------------|-------------------------------|------------------------|-------------|
| 8719157050654 | LED Downlight Leto 8W 930 Cutout Ø115mm | 165*165*85 | 310 | 36PCS | 515*515*365 | 10.5 |
| 8719157050661 | LED Downlight Leto 8W 940 Cutout Ø115mm | 165*165*85 | 310 | 36PCS | 515*515*365 | 10.5 |
| 8719157050678 | LED Downlight Leto 12W 930 Cutout Ø140mm | 200*200*100 | 450 | 24PCS | 620*420*525 | 10.9 |
| 8719157050685 | LED Downlight Leto 12W 940 Cutout Ø140mm | 200*200*100 | 450 | 24PCS | 620*420*525 | 10.9 |
| 8719157050692 | LED Downlight Leto 15W 930 Cutout Ø180mm | 240*240*115 | 650 | 16PCS | 500*500*485 | 10.9 |
| 8719157050708 | LED Downlight Leto 15W 940 Cutout Ø180mm | 240*240*115 | 650 | 16PCS | 500*500*485 | 10.9 |

CIRCUIT BREAKER

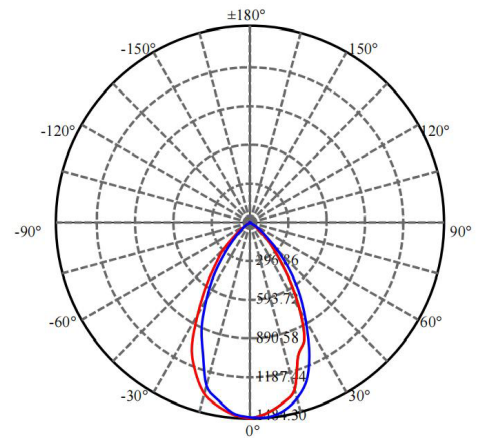
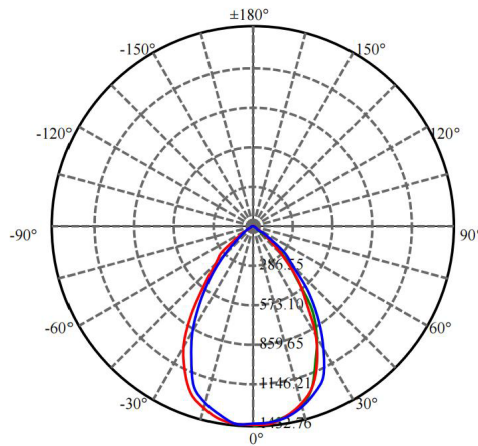
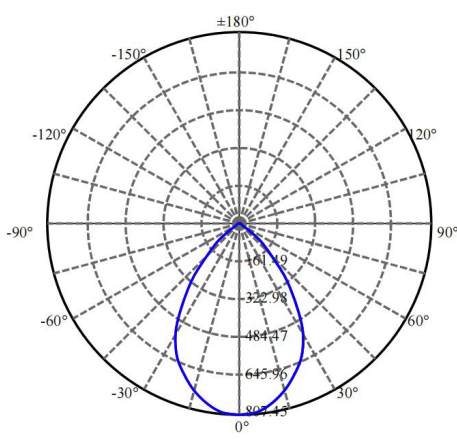
| | 8W | 12W | 15W |
|-----|-------|-------|-------|
| B16 | 75PCS | 75PCS | 75PCS |
| C16 | 88PCS | 88PCS | 88PCS |

PHOTOMETRIC

8719157050654
8719157050661

8719157050678
8719157050685

8719157050692
8719157050708



DIMENSIONAL DRAWING

| EAN | Item Description | W(mm) | H(mm) | Cutout ø(mm) |
|---------------|--|-------|-------|--------------|
| 8719157050654 | LED Downlight Leto 8W 930 Cutout Ø115mm | 133 | 70 | 115 |
| 8719157050661 | LED Downlight Leto 8W 940 Cutout Ø115mm | 133 | 70 | 115 |
| 8719157050678 | LED Downlight Leto 12W 930 Cutout Ø140mm | 165 | 86 | 140 |
| 8719157050685 | LED Downlight Leto 12W 940 Cutout Ø140mm | 165 | 86 | 140 |
| 8719157050692 | LED Downlight Leto 15W 930 Cutout Ø180mm | 205 | 98 | 180 |
| 8719157050708 | LED Downlight Leto 15W 940 Cutout Ø180mm | 205 | 98 | 180 |

